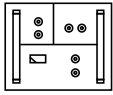


Specifications

Architecture	Linear regulated bipolar current generator with continuous sweep through zero Bipolar transistor technology
Current/Voltage range	Max. current up to 20 A Current/Voltage pairs individually as required See figure "BCS current/voltage pairs" (page 2)
Current outputs	Floating or grounded (adjustable) Shorten circuit and overvoltage protected
Output connectors	Twinaxial socket or banana socket
Manual setting	10-turn precision-potentiometer
Analog Control	With ± 10 V control voltage BNC socket
Trigger	TTL compatible trigger for switching off or on the current User defined trigger logics Priority over manual and analog setting BNC socket
Monitor	LCD current display

Characteristics

Current stability and reproducibility	$< 2.5 \times 10^{-5}$ under laboratory conditions with 1° temperature stability (< 25 ppm/K)
Current noise	The mains' frequency and its harmonics on the source current are suppressed to a level below $10^{-5} \times I_{\max}$
Response time	Adjustable between 50 μ s and 100 ms
Case	Standard electronic case and 19" rack systems
Supply	One / three phase mains voltage Optionally battery
Cooling	Air cooling / forced air cooling



Bipolar Current Sources Compact Line

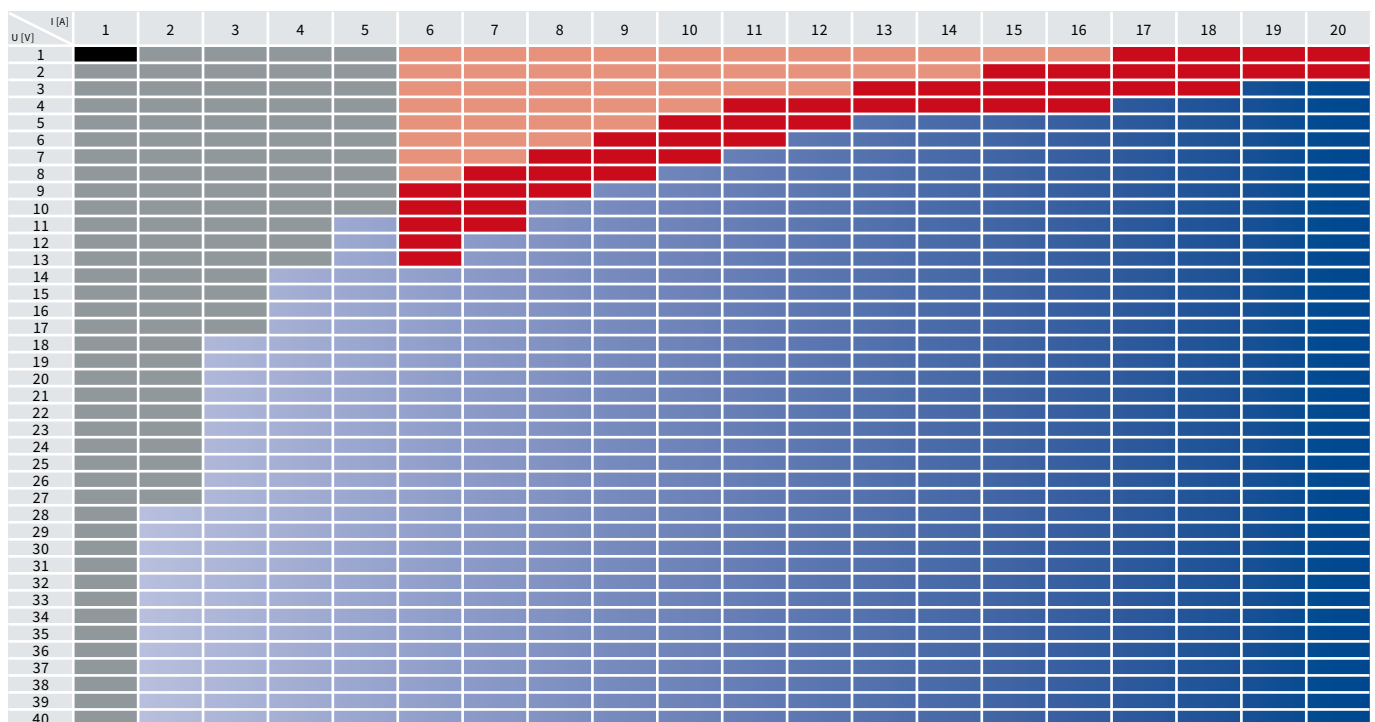


HighFinesse
Laser and Electronic Systems

Options

Galvanic Isolation of the analog control port	Optical isolation amplifier for the analog control port (150 ppm/K)
Quasi-Galvanic Isolation of the analog control port	High ohmic input (5,1 MΩ) for the analog control port
Digital Control Port	16 bit DAC, interface: virtual COM port via USB with SCPI compatible commands, fast SPI interface
Monitor output port	Voltage signal proportional to the source current Direct or optically isolated output
Battery Connection Set	Cable set for connection to batteries (up to 20 A)

BCS current/voltage pairs

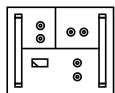


Power Category



Design

- 1 One phase mains voltage supply, air cooling
- 2 Three phase mains voltage supply, air cooling
- 3 Three phase mains voltage supply, ventilator cooling
- S Water cooled models
- B For battery models up to 10 mA, please see our separate data sheet.



Bipolar Current Sources

Compact Line



HighFinesse
Laser and Electronic Systems

Further Information

For further technical information, application examples, diagrams
and for customisation of the current sources please contact:

Prof. Dr. József Fortágh

service@highfinesse.de



HighFinesse GmbH
Wöhrdstraße 4
72072 Tübingen, Germany



T +49 (0) 7071 - 53 91 80
F +49 (0) 7071 - 53 91 899
M info@highfinesse.com



Additional information
and distributors:
www.highfinesse.com