

Wavelength Meter WS8-10 Series



HighFinesse
Laser and Electronic Systems



Ångström

Available measurement ranges

WS8-10 Standard	330 – 1180 nm
WS8-10 UV-I	248 – 1180 nm
WS8-10 IR-I	630 – 1750 nm

Absolute (and other) accuracies¹⁾

192 – 330 nm ²⁾	0.1 pm
330 – 420 nm	0.01 pm
420 – 1100 nm	10 MHz ³⁾
Quick coupling accuracy (with multi mode fiber)	100 MHz
Wavelength deviation sensitivity/Measurement resolution ⁴⁾	0.4 MHz
Linewidth option Accuracy ⁵⁾	100 MHz

Measurement speed

500 Hz

Required input energy and power⁶⁾

WS8-10 Standard, WS8-10 UV-I	0.08 – 60 µJ or µW
WS8-10 IR-I	8 – 800 µJ or µW

1) According to 3σ criterion, but never better than 20 % of the laser linewidth

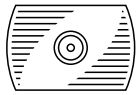
2) With multimode fiber

3) ± 200 nm around calibration wavelength (Outside of this range, the accuracy is 30 MHz)

4) Standard deviation. WS6-200 and higher models require singlemode or PC fibers to reach this resolution.

5) Not better than 5 % of the linewidth.

6) The CW power interpretation in [µW] compares to an exposure of 1s (generally the energy needs to be divided by the exposure time to obtain the required power)



Wavelength Meter WS8-10 Series



HighFinesse
Laser and Electronic Systems



Ångström

FSR of the Fizeau interferometers (Fine/wide mode)

2 GHz/20 GHz (Each device in each mode can measure lasers with a linewidth up to 30 % of the corresponding FSR)

Calibration

SLR-780 or any other well known laser source $\Delta\nu < 2$ MHz

Recommended calibration period ≤ 1 hour

Warm-up time

> 30 min.

Dimensions L \times W \times H

360 \times 200 \times 120 mm

Weight

6.4 kg

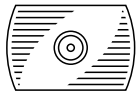
Interface

High-speed USB 2.0 connection

Power supply

Power consumption < 2.3 W, power provided directly via USB cable

WS8-10 IR-I: external power supply only



Wavelength Meter WS8-10 Series



HighFinesse
Laser and Electronic Systems



Ångström

Options

External Trigger (TTL)

All wavelength meters detect and measure pulsed signals automatically. Additionally, this option allows the user to trigger pulsed measurements externally. The TTL option guarantees synchronization between pulsed excitation and measurement. It provides low-noise signals without parasitic parts when measuring pulsed signals with low duty cycles.

Lasercontrol (PID)

With the PID option it is possible to stabilize the frequency of a laser connected to the wavelength meter using a software based proportional-integral-derivative controller (PID controller). Unlike analog PID electronics, the PID option provides software based signal processing, allowing the laser to be stabilized to a specific user defined frequency or regulated with an arbitrary pattern.

This makes it extremely useful in experiments where the laser frequency has to be actively regulated or varied to fit changing experimental conditions, such as laser cooling, atomic detection, trapping and spectroscopy.

Combined with the MC option the wavelength meter can be used to stabilize multiple lasers simultaneously. The regulation speed, quality and absolute accuracy match the measurement speed, relative accuracy and absolute accuracy of the wavelength meter respectively. The measurement speed is not affected by the regulation.

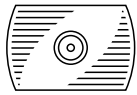
Linewidth Estimation (L)

The linewidth estimation of a singlemode laser source is performed by a special algorithm which eliminates the interferometer's instrument response function. The algorithm enables the estimation of the linewidth with an accuracy better than the tenth of the device FSR.

The linewidth option can also be used for measuring the linewidth of multimode lasers or lasers with sidebands. In this case, the longitudinal mode splitting needs to be less than the instruments spectral resolution and the calculated result is the FWHM of the envelope function of the multiline spectrum. Any instrument can be upgraded with the L-option, except IR-III devices. Singlemode fibers are required.

External Calibration (CAL)

Standard HighFinesse wavelength meters up to an absolute accuracy of 60 MHz feature autocalibration via an integrated calibration source. This guarantees the accuracy and stability of measurements with our wavelength meters. For the higher accuracies we offer a variety of frequency stabilized, narrow linewidth, laser sources with up to ± 10 kHz frequency stability for different applications.



Wavelength Meter WS8-10 Series



HighFinesse
Laser and Electronic Systems



Ångström

Typical Applications

The WS8-10 is a high-end solution for wavelength monitoring and control with an absolute accuracy of 10 MHz and a wavelength deviation sensitivity of 0.4 MHz. It perfectly combines with the singlemode multichannel option for selected wavelength intervals or the photonic crystal fiber technology enabling multichannel operation in the spectral range of the wavelength meter. The 10 MHz presumes, that the device is supported by one of our calibration sources.

Further Information

For further technical information, application examples, diagrams and for customization of the WS8-10 Series please contact:

HighFinesse Team

service@highfinesse.de



HighFinesse GmbH
Wöhrdstraße 4
72072 Tübingen, Germany



T +49 (0) 7071 - 53 918 0
F +49 (0) 7071 - 53 918 99
M info@highfinesse.com



Additional information
and distributors:
www.highfinesse.com